













Swivel castor: JRCN 2003 2100



Technical data

Diameter		200 mm
Wheel width		51 mm
Hub length		60 mm
Height		241 mm
Offset		54 mm
Wheel axle diameter		20 mm
Top plate dimensions		135 x 110 mm
Top plate hole diameter		10.5 mm
Dist. between holes		105 x 75,80 mm
Brake swivel radius		157 mm
Load capacity		600 kg
Weight		6 kg

Technical description

Swivel fork of deep drawn zinc-coated and yellow passivated sheet steel swivel bearing with double ball race way and a sealring



Wheel

Cast iron wheel with two deep groove ball bearings