













Swivel castor:

JSCP 1803 6443



## Technical data

Diameter		180 mm
Wheel width		50 mm
Hub length		64 mm
Height		225 mm
Offset		60 mm
Wheel axle diameter		20 mm
Top plate dimensions		135 x 112 mm
Top plate hole diameter		11 mm
Dist. between holes		105 x 75,80 mm
Brake swivel radius		145 mm
Load capacity		320 kg
Weight		5.1 kg

## Technical description

Swivel fork of deep drawn zinc-coated steel  
Swivelhead with sealed precision ball bearing and a grease nipple



## Wheel

Cast iron wheel with pressed-on full-elastic rubber tyre

(Shore A 68) with two deep groove ball bearings