













Swivel castor:

JSCV 1003 6153



Technical data

| | | |
|-------------------------|---|-------------|
| Diameter |  | 100 mm |
| Wheel width |  | 40 mm |
| Hub length |  | 45 mm |
| Height |  | 130 mm |
| Offset |  | 40 mm |
| Wheel axle diameter |  | 15 mm |
| Top plate dimensions |  | 105 x 85 mm |
| Top plate hole diameter |  | 9 mm |
| Dist. between holes |  | 80 x 60 mm |
| Brake swivel radius |  | 120 mm |
| Load capacity |  | 250 kg |
| Weight |  | 1.8 kg |

Technical description

Swivel fork of deep drawn zinc-coated steel
Swivelhead with sealed precision ball bearing and a grease nipple



Wheel

Cast iron wheel with bonded-on Vulkollan tyre
(Shore A 92) with two ball bearings