













Swivel castor:
JSRB 2503 6443



Technical data

| | | |
|-------------------------|---|----------------|
| Diameter |  | 250 mm |
| Wheel width |  | 50 mm |
| Hub length |  | 64 mm |
| Height |  | 290 mm |
| Offset |  | 65 mm |
| Wheel axle diameter |  | 20 mm |
| Top plate dimensions |  | 135 x 112 mm |
| Top plate hole diameter |  | 11 mm |
| Dist. between holes |  | 105 x 75,80 mm |
| Brake swivel radius |  | 145 mm |
| Load capacity |  | 475 kg |
| Weight |  | 3.8 kg |

Technical description

Swivel fork of deep drawn zinc-coated steel
Swivelhead with sealed precision ball bearing and a grease nipple



Wheel

Glass fibre reinforced polyamide wheel with black rubber tyre

(Shore A 65) with two deep groove ball bearings