













Swivel castor:

JSRG 1002 6123/B



Technical data

Diameter		100 mm
Wheel width		40 mm
Hub length		45 mm
Height		130 mm
Offset		40 mm
Wheel axle diameter		12 mm
Top plate dimensions		105 x 85 mm
Top plate hole diameter		9 mm
Dist. between holes		80 x 60 mm
Brake swivel radius		120 mm
Load capacity		150 kg
Weight		1.3 kg

Technical description

Swivel fork of deep drawn zinc-coated steel with wheel brake. Swivelhead with sealed precision

ball bearing and a grease nipple



Wheel

Glass fibre reinforced polyamide wheel with grey rubber tyre

(Shore A 65) with two deep groove ball bearings