













# Swivel castor: JSRG 1252 6153



## Technical data

Diameter		125 mm
Wheel width		40 mm
Hub length		45 mm
Height		160 mm
Offset		50 mm
Wheel axle diameter		15 mm
Top plate dimensions		105 x 85 mm
Top plate hole diameter		9 mm
Dist. between holes		80 x 60 mm
Brake swivel radius		120 mm
Load capacity		200 kg
Weight		1.3 kg

## Technical description

Swivel fork of deep drawn zinc-coated steel  
Swivelhead with sealed precision ball bearing and a grease nipple



## Wheel

Glass fibre reinforced polyamide wheel with grey rubber tyre

(Shore A 65) with two deep groove ball bearings