











Swivel castor: JTPB 1255 2001



Technical data

Diameter		125 mm
Wheel width		38 mm
Hub length		48 mm
Height		151 mm
Offset		42.5 mm
Wheel axle diameter		15 mm
Bolt hole diameter		12 mm
Brake swivel radius		134 mm
Load capacity		180 kg
Weight		1.4 kg

Technical description

Swivel fork of deep drawn zinc-coated steel Swivel bearing with double ball raceways and sealing an extra sturdy

plate (4 mm) and fork legs (3.5 mm) for even higher load capacity



Wheel

Polyamide wheel with blue rubber tyre

(Shore A 70) with one deep groove ball bearing