







Swivel castor with total brake mounted behind:

394h 29G100r ELD

RHOMBUS 



## Technical data

Diameter		100 mm
Tread width		30 mm
Height		131,5 mm
Offset		42 mm
Bolt hole diameter		12,2 mm
Load capacity		100 kg

## Technical description

stainless steel housing

swivel bearing with double ball race

ball bearings of stainless steel

sealing ring



## Wheel

thermoplastic elastomer tyre (TPE) iron grey RAL 7011 (Shore A 80)

plastic wheel centre silver grey RAL7001

without thread guard

plain bearing

Contact discoloration on unsealed grounds possible!>>