












Swivel castor with wheel locking brake:

JXPF 1002 7000/B



Technical data

| | | |
|-------------------------|---------------------------------------------------------------------------------------|-------------|
| Diameter |  | 100 mm |
| Wheel width |  | 32 mm |
| Hub length |  | 45 mm |
| Height |  | 130 mm |
| Offset |  | 40 mm |
| Top plate dimensions |  | 105 x 85 mm |
| Top plate hole diameter |  | 9 mm |
| Dist. between holes |  | 80 x 60 mm |
| Brake swivel radius |  | 120 mm |
| Load capacity |  | 150 kg |
| Weight |  | 0.98 kg |

Technical description

Swivel fork of deep drawn stainless steel with wheel brake.

Swivelhead with sealed precision ball bearing, grease nipple

and O-ring seal. In case of extreme conditions

(like frequent jet cleaning) maintenance by relubrication

is necessary



Wheel

Dark grey Polypropylene wheel with grey rubber tyre

(Performa, Shore A 65 - 70) with one deep groove ball bearing