













Swivel castor: JXPG 1002 6153



Technical data

Diameter		100 mm
Wheel width		30 mm
Hub length		45 mm
Height		130 mm
Offset		40 mm
Wheel axle diameter		15 mm
Top plate dimensions		105 x 85 mm
Top plate hole diameter		9 mm
Dist. between holes		80 x 60 mm
Brake swivel radius		120 mm
Load capacity		80 kg
Weight		1.2 kg

Technical description

Swivel fork of deep drawn stainless steel.
Swivelhead with

sealed precision ball bearing, grease nipple and
O-ring seal.

In case of extreme conditions (like frequent jet
cleaning) maintenance

by relubrication is necessary



Wheel

Polyamide wheel with grey rubber tyre

(Shore A 85) and two deep groove ball bearings