







Wheel:

WFCN 1003 6000



Technical data

Diameter		100 mm
Wheel width		50 mm
Hub length		64 mm
Wheel axle diameter		20 mm
Load capacity		800 kg
Weight		1.5 kg



Wheel

Cast iron wheel with two deep groove ball bearings