







Wheel:

WFCV 1503 6000



Technical data

Diameter		150 mm
Wheel width		38 mm
Hub length		57 mm
Wheel axle diameter		20 mm
Load capacity		730 kg
Weight		2.58 kg

Wheel

Cast iron wheel with bonded-on Vulkollan tyre

92° Shore A

With two deep groove ball bearings