







Wheel:

WFPN 2503 6000



Technical data

Diameter		250 mm
Wheel width		50 mm
Hub length		62 mm
Wheel axle diameter		25 mm
Load capacity		2500 kg
Weight		2.3 kg



Wheel

Polyamide wheel with two deep groove ball bearings