







Wheel:

WHAB 1002 6150



Technical data

| | | |
|---------------------|---|---------|
| Diameter |  | 100 mm |
| Wheel width |  | 40 mm |
| Hub length |  | 45 mm |
| Wheel axle diameter |  | 15/8 mm |
| Load capacity |  | 180 kg |
| Weight |  | 0.5 kg |

Wheel

Aluminium wheels with black rubber tyre AB

72° Shore A

With two deep groove ball bearings 6202