







Wheel:

WHAB 1252 6150



Technical data

Diameter		125 mm
Wheel width		38 mm
Hub length		45 mm
Wheel axle diameter		15/8 mm
Load capacity		200 kg
Weight		0.7 kg

Wheel

Aluminium wheels with black rubber tyre AB

72° Shore A

With two deep groove ball bearings 6202