







Wheel:

WHCN 2003 6551



Technical data

Diameter		200 mm
Wheel width		50 mm
Hub length		64 mm
Wheel axle diameter		25 mm
Load capacity		1000 kg
Weight		4.5 kg



Wheel

Cast iron wheel with two deep groove ball bearings