







Wheel:

WHCN 2003 6551/N=60



Technical data

Diameter		200 mm
Wheel width		50 mm
Hub length		60 mm
Wheel axle diameter		25 mm
Load capacity		1000 kg
Weight		4.5 kg

Wheel

Cast iron wheel with two deep groove ball bearings