







Wheel:

WHCS 1503 6552



## Technical data

Diameter		150 mm
Wheel width		45 mm
Hub length		64 mm
Wheel axle diameter		25 mm
Load capacity		1000 kg
Weight		4.4 kg



## Wheel

Single flanged wheel of chromium cast iron GG 25,  
with two deep groove ball bearings