







Wheel:

WHCS 2003 6662



## Technical data

Diameter		200 mm
Wheel width		45 mm
Hub length		78 mm
Wheel axle diameter		30 mm
Load capacity		1200 kg
Weight		7.3 kg



## Wheel

Single flanged wheel of chromium cast iron GG 25,  
with two deep groove ball bearings