







Wheel:

WHPA 1252 5080



## Technical data

Diameter		125 mm
Wheel width		30 mm
Hub length		45 mm
Wheel axle diameter		8 mm
Load capacity		250 kg
Weight		0.3 kg

## Wheel

Polyamide wheel with polyurethane tyre

(Shore A 92) and one deep groove ball bearing