







Wheel:

WHPU 1002 7080



## Technical data

Diameter		100 mm
Wheel width		35 mm
Hub length		45 mm
Wheel axle diameter		8 mm
Load capacity		150 kg
Weight		0.2 kg

## Wheel

Polyamide wheel with polyurethane tyre

(Shore A 96) with one deep groove stainless steel ball bearing