







Wheel:

WHPU 2003 6443



Technical data

Diameter		200 mm
Wheel width		50 mm
Hub length		64 mm
Wheel axle diameter		20 mm
Load capacity		515 kg
Weight		1.3 kg

Wheel

Polyamide wheel with polyurethane tyre

(Shore A 96) with two deep groove ball bearings