







Wheel:

WHRB 1002 6123



## Technical data

Diameter		100 mm
Wheel width		40 mm
Hub length		45 mm
Wheel axle diameter		12 mm
Load capacity		150 kg
Weight		0.3 kg



## Wheel

Glass fibre reinforced polyamide wheel with black rubber tyre

(Shore A 65) with two deep groove ball bearings