







Wheel:

WKPU 2003 6553



Technical data

Diameter		200 mm
Wheel width		50 mm
Hub length		71 mm
Wheel axle diameter		25 mm
Load capacity		515 kg
Weight		1.3 kg



Wheel

Polyamide wheel with polyurethane tyre

(Shore A 96) with two deep groove ball bearings