







Wheel:

WLFL 1001 1000



Technical data

Diameter		100 mm
Wheel width		35 mm
Hub length		40 mm
Wheel axle diameter		8 mm
Load capacity		240 kg
Weight		0.3 kg

Wheel

Phenolic wheel with a plain bearing operating temperatures from -40°C to +250°C