







Wheel:

WPPB 1603 2001



## Technical data

Diameter		160 mm
Wheel width		45 mm
Hub length		60 mm
Wheel axle diameter		20 mm
Load capacity		220 kg
Weight		1.1 kg

## Wheel

Polyamide wheel with blue rubber tyre

(Shore A 70) with roller bearing