







Wheel:

WPPB 2003 2001



Technical data

Diameter		200 mm
Wheel width		50 mm
Hub length		60 mm
Wheel axle diameter		20 mm
Load capacity		450 kg
Weight		1.5 kg

Wheel

Polyamide wheel with blue rubber tyre

(Shore A 70) with roller bearing