







Wheel:

WPPC 1002 7080



Technical data

Diameter		100 mm
Wheel width		32 mm
Hub length		42 mm
Wheel axle diameter		8 mm
Load capacity		120 kg
Weight		0.18 kg



Wheel

Dark grey Polypropylene wheel with grey antistatic rubber tyre

(Performa, Shore A 65 - 70) with one stainless steel deep groove ball bearing