







Wheel:

WPSM 2003 2001



## Technical data

Diameter		200 mm
Wheel width		50 mm
Hub length		60 mm
Wheel axle diameter		20 mm
Load capacity		200 kg
Weight		2 kg



## Wheel

Pressed sheetsteel wheel with black rubber tyre  
(Shore A 85) and roller bearing