







Wheel:

WRCN 1503 2000



Technical data

Diameter		150 mm
Wheel width		45 mm
Hub length		60 mm
Wheel axle diameter		20 mm
Load capacity		1180 kg
Weight		2.4 kg

Wheel

Cast iron wheel with two deep groove ball bearings