







Wheel:

WTPF 1252 5100



Technical data

Diameter		125 mm
Wheel width		40 mm
Hub length		50 mm
Wheel axle diameter		10 mm
Load capacity		180 kg
Weight		0.31 kg

Wheel

Dark grey Polypropylene wheel with grey rubber tyre

(Performa, Shore A 65 - 70) with one deep groove ball bearing