







Wheel:

WTPU 1252 5100



Technical data

Diameter		125 mm
Wheel width		35 mm
Hub length		50 mm
Wheel axle diameter		10 mm
Load capacity		250 kg
Weight		0.3 kg



Wheel

Polyamide wheel with polyurethane tyre

(Shore A 96) with one deep groove ball bearing