







Wheel:

WTPU 1603 2000



## Technical data

Diameter		160 mm
Wheel width		50 mm
Hub length		60 mm
Wheel axle diameter		20 mm
Load capacity		500 kg
Weight		0.64 kg

## Wheel

Polyamide wheel with polyurethane tyre  
(Shore A 96) and roller bearing