






Swivel castor with central total brake:

390q 29K200r Z2351 C

RHOMBUS 



Technical data

Diameter		200 mm
Tread width		32 mm
Height		237 mm
Offset		61 mm
Load capacity		120 kg

Technical description

sheet steel metal housing
zinc passivated
modern desing with high-quality plastic cover
double ball bearing in swivel head
protected from dust and water ingress by plastic sealing ring
integrated selection mechanism with total locking brake "q"
and directional locking brake "r"
selection mechanism continually greased
also available with other wheel variants



Wheel

thermoplastic elastomer tyre (TPE) iron grey RAL 7011 (Shore A 80)

plastic wheel centre and thread guard silver grey RAL7001

precision ball bearing

Contact discoloration on unsealed grounds possible!>>