






Swivel castor with central/directional total brake:

390r 29K125r Z985 C

RHOMBUS 



Technical data

Diameter		125 mm
Tread width		32 mm
Height		158 mm
Offset		44 mm
Load capacity		100 kg

Technical description

sheet steel metal housing
zinc passivated
modern desing with high-quality plastic cover
double ball bearing in swivel head
protected from dust and water ingress by plastic sealing ring
integrated selection mechanism with total locking brake "q"
and directional locking brake "r"
selection mechanism continually greased
also available with other wheel variants



Wheel

thermoplastic elastomer tyre (TPE) iron grey RAL 7011 (Shore A 80)

plastic wheel centre and thread guard silver grey RAL7001

precision ball bearing

Contact discoloration on unsealed grounds possible!>>