






Swivel castor with central total brake:

390q 32C200b Z2351 C

RHOMBUS 



## Technical data

Diameter		200 mm
Tread width		32 mm
Height		237 mm
Offset		61 mm
Load capacity		120 kg

## Technical description

sheet steel metal housing
zinc passivated
modern desing with high-quality plastic cover
double ball bearing in swivel head
protected from dust and water ingress by plastic sealing ring
integrated selection mechanism with total locking brake "q"
and directional locking brake "r"
selection mechanism continually greased
also available with other wheel variants



## Wheel

solid rubber tyre blue-grey (Shore A 80)
sheet steel metal rim zinc passivated
metal thread quard
flange bearing