









Swivel castor:

JPPM 2007 1000



Technical data

| | | |
|---------------------|---|--------|
| Diameter |  | 200 mm |
| Hub length |  | 60 mm |
| Height |  | 235 mm |
| Offset |  | 53 mm |
| Wheel axle diameter |  | 20 mm |
| Threaded stem size |  | 50 mm |
| Load capacity |  | 200 kg |
| Weight |  | 2.8 kg |

Technical description

Swivel fork of deep drawn zinc-coated steel,
swivel bearing with double ball race way
and sealing (excluded the bolt hole fixing plate)



Wheel

Polypropylene wheel with black rubber tyre (Shore A 85) and plain bearing