






Swivel castor with total brake mounted behind:

**BPPG 2007 1000**



## Technical data

Diameter		200 mm
Hub length		60 mm
Height		235 mm
Offset		53 mm
Wheel axle diameter		20 mm
Threaded stem size		50 mm
Load capacity		200 kg
Weight		3.3 kg

## Technical description

Swivel fork of deep drawn zinc-coated steel,  
swivel bearing with double ball race way and  
sealing (excluded the bolt hole fixing plate) with a  
total lock brake



## Wheel

Polypropylene wheel with grey rubber tyre (Shore A 85) and plain bearing