









Swivel castor with total brake mounted in front:

**BTPN 2503 6443**



## Technical data

Diameter		250 mm
Hub length		64 mm
Height		290 mm
Offset		53 mm
Wheel axle diameter		20 mm
Threaded stem size		50 mm
Load capacity		500 kg
Weight		3.7 kg

## Technical description

Swivel fork of deep drawn zinc-coated steel

Swivel bearing with double ball raceways and sealring

with total lock brake and an extra sturdy plate (4 mm) and fork legs (3.5 mm)

for even higher load capacity



## Wheel

Polyamide wheel with two deep groove ball bearings