












Swivel castor with total brake mounted behind:

BTPU 0802 5080



Technical data

Diameter		80 mm
Hub length		42 mm
Height		105 mm
Offset		38 mm
Wheel axle diameter		8 mm
Threaded stem size		35 mm
Top plate dimensions		105x 86 mm
Top plate hole diameter		9 mm
Dist. between holes		80/77 x 60 mm
Load capacity		175 kg
Weight		1.2 kg

Technical description

Swivel fork of deep drawn zinc-coated steel

Swivel bearing with double ball raceways and sealing

with total lock brake and an extra sturdy

plate (4 mm) and fork legs (3.5 mm)

for even higher load capacity



Wheel

Polyamide wheel with polyurethane tyre

(Shore A 96) with one deep groove ball bearing