




Swivel castor with total brake mounted behind:

BXPC 1607 6443



Technical data

| | | |
|---------------------|--|--------|
| Diameter |  | 160 mm |
| Hub length |  | 64 mm |
| Height |  | 195 mm |
| Offset |  | 53 mm |
| Wheel axle diameter |  | 20 mm |
| Threaded stem size |  | 50 mm |
| Load capacity |  | 300 kg |
| Weight |  | 2 kg |

Technical description

Swivel fork of deep drawn stainless steel

Swivel bearing with double ball race and sealring
with a total lock brake



Wheel

Dark grey Polypropylene wheel with grey antistatic rubber tyre

(Performa, Shore A 65 - 70) with two steel deep groove ball bearings