








Swivel castor: JTPN 1253 2100



Technical data

Diameter		125 mm
Height		155 mm
Offset		42,5 mm
Top plate dimensions		135 x 110 mm
Top plate hole diameter		11 mm
Dist. between holes		105 x 75/80 mm
Brake swivel radius		134 mm
Load capacity		250 kg
Weight		1.27 kg

Technical description

Swivel fork of deep drawn zinc-coated steel Swivel bearing with double ball raceways and sealring an extra sturdy

plate (4 mm) and fork legs (3.5 mm) for even higher load capacity

Wheel

Polyamide wheel with roller bearing