









Swivel castor:

JLFL 1251 1000



Technical data

| | | |
|-------------------------|--|-----------|
| Diameter |  | 125 mm |
| Height |  | 155 mm |
| Offset |  | 42 mm |
| Top plate dimensions |  | 115x85 mm |
| Top plate hole diameter |  | 8,5 mm |
| Dist. between holes |  | 80x60 mm |
| Brake swivel radius |  | 12 mm |
| Load capacity |  | 170 kg |

Technical description

Swivel fork of deep drawn zinc-coated steel

Swivel bearing with double ball race way

and sealing, operating temperatures -40° to +250°C

Wheel

Phenolic wheel with a plain bearing operating temperatures from -40°C to +250°C