







Swivel castor:

JLFL 1255 1000



Technical data

Diameter		125 mm
Height		155 mm
Offset		42 mm
Bolt hole diameter		12 mm
Brake swivel radius		12 mm
Load capacity		170 kg

Technical description

Swivel fork of deep drawn zinc-coated steel

Swivel bearing with double ball race way

and sealing, operating temperatures -40° to +250°C

Wheel

Phenolic wheel with a plain bearing operating temperatures from -40°C to +250°C