









Fixed castor:

FWCU 4003 61002



## Technical data

Diameter		400 mm
Wheel width		2x100 mm
Height		580 mm
Offset		100 mm
Top plate dimensions		315x315 mm
Top plate hole diameter		21 mm
Dist. between holes		250x250 mm
Load capacity		6000 kg

## Technical description

Heavy duty rigid fork for dual wheels, in extra thick pressed and welded steel. Black lacquered.



## Wheel

Cast iron wheel with bonded-on polyurethane tyre (Shore A 92) with two taper roller bearings