







Wheel:

WHSU 3003 61640



## Technical data

Diameter		300 mm
Wheel width		160 mm
Hub length		160 mm
Wheel axle diameter		40 mm
Threaded stem size		40 mm
Load capacity		5000 kg



## Wheel

wheels with welded steel core - molded polyurethane tyre (Shore A 90)