







Wheel:

WHSU 4003 61040



Technical data

Diameter		400 mm
Wheel width		100 mm
Hub length		100 mm
Wheel axle diameter		40 mm
Threaded stem size		40 mm
Load capacity		4000 kg



Wheel

wheels with welded steel core - molded polyurethane tyre (Shore A 90)