






Wheel:

WHSB 2003 61035



## Technical data

Diameter		200 mm
Wheel width		100 mm
Hub length		100 mm
Wheel axle diameter		35 mm
Load capacity		1200 kg



## Wheel

wheels with welded steel core

- vulcanized rubber tyre 76 Shore A