






Wheel:

WHSB 3003 61035



## Technical data

Diameter		300 mm
Wheel width		100 mm
Hub length		100 mm
Wheel axle diameter		35 mm
Load capacity		1500 kg



## Wheel

wheels with welded steel core

- vulcanized rubber tyre 76 Shore A