






Swivel castor with central/directional total brake:

399r 38K150v K2351 (NIMBUS)

On request



## Technical data

Diameter		150 mm
Tread width		32 mm
Height		188 mm
Offset		42 mm
Load capacity		80 kg

## Technical description

die-cast aluminium load-bearing housing

highly polished plastic cover, optionally in white or metallic

unique design and patented technology

precision ball bearings in the fork head

suitable for cleaning in disinfection cabins

smooth selection function

integrated selection mechanism with total locking brake "q"

and direction locking brake "r"

permanently grease filled in the switch mechanism